


Adapter strand 1

with green dye **Ga**

Dynamic Biosensors GmbH & Inc.

AS-1-Ga v5.1

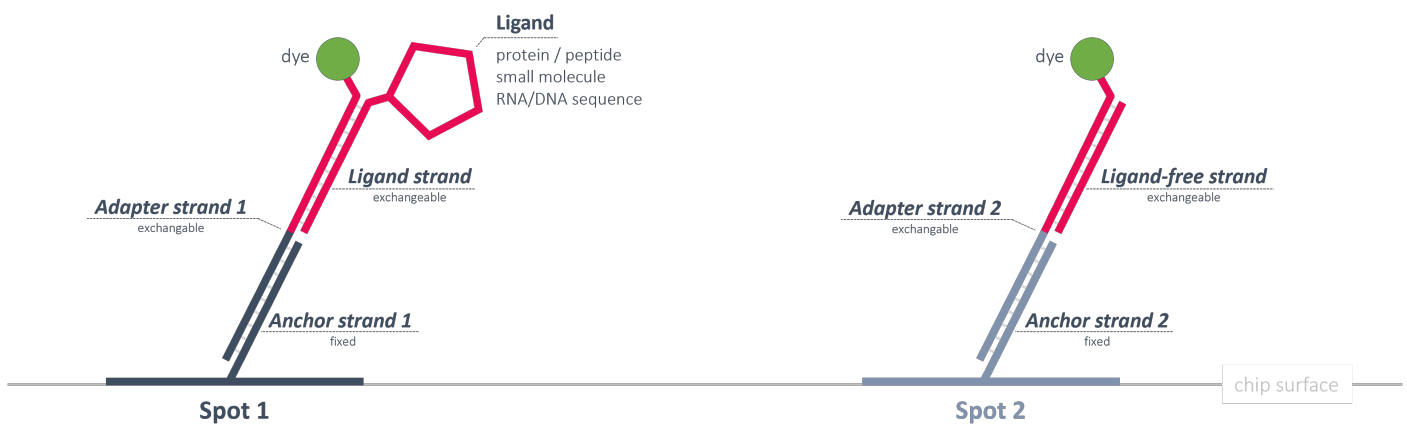


Key Features

- **Adapter strand 1 - Ga** for functionalization of **heliX[®] Adapter Chip Spot 1**.
- Compatible with **heliX[®] Adapter Chip**.
- Includes **Adapter strands** for **50 regenerations**.
- Ideal for **MIX&RUN** sample preparation.
- **Adapter strand 1** carries a hydrophilic green dye (**Ga**) with a single negative net charge.

heliX[®] Adapter Chip Overview

2 spots with 2 different anchor sequences for DNA-encoded addressing.



Product Description

Order Number: **AS-1-Ga**

Table 1. Contents and Storage Information

Material	Cap	Concentration	Amount	Buffer	Storage
Adapter strand 1 - Ga	Black	400 nM	5 x 100 µL	TE40 ^[1]	-20°C

For research use only.

This product has a limited shelf life, please see expiry date on label.

To avoid many freeze thaw cycles please aliquot the nanolever.

Preparation | MIX&RUN

In-solution hybridization of adapter and ligand strands:

1. Mix **Adapter strand 1 - Ga** (400 nM) and conjugated **Ligand strand** (500 nM) at 1:1 ratio (v/v).
2. Incubate the solution of step 1 at **RT** at **600 rpm** for **30 min** to ensure complete hybridization.
3. Mix solution of step 2 and **Adapter strand 2 - Ga - lfs** (200 nM) at 1:1 ratio (v/v).

Solution is ready to use for biochip functionalization.

Stability of the solution is related to the stability of the ligand molecule.

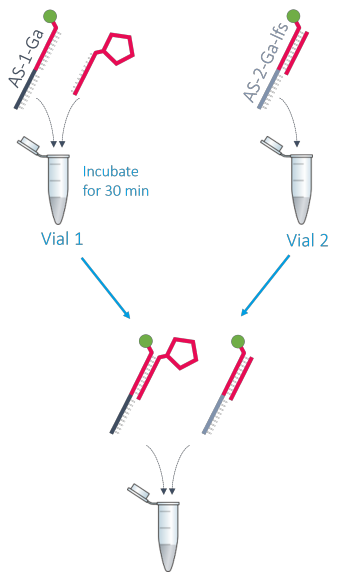


Table 2. Additional material for functionalization of spot 1 and reference spot 2.

Material	Concentration	Buffer	Related Product Name	Order No
Ligand strand carrying the conjugated ligand	500 nM	PE40 ^[2]	helix® Amine Coupling Kit 1	HK-NHS-1
Adapter strand 2 - Ga - lfs	200/250 nM	TE40 ^[1]	Adapter strand 2 with green dye Ga prehybridized with <i>ligand-free strand</i>	AS-2-Ga-lfs

Example

Required volume for 3 functionalizations: **100 µL** with a final concentration of **100 nM**.

Vial 1		Vial 2
Adapter strand 1 - Ga (400 nM)	Conjugated Ligand strand (500 nM)	Adapter strand 2 - Ga - lfs (200/250 nM)
25 µL	25 µL	50 µL

After incubation time, mix vial 1 and vial 2 to obtain 100 µL of ready-to-use DNA solution.

Contact

Dynamic Biosensors GmbH

Perchtinger Str. 8/10
81379 Munich
Germany

Dynamic Biosensors, Inc.

300 Trade Center, Suite 1400
Woburn, MA 01801
USA

Order Information order@dynamic-biosensors.com

Technical Support support@dynamic-biosensors.com

www.dynamic-biosensors.com

Instruments and chips are engineered and manufactured in Germany.

©2024 Dynamic Biosensors GmbH | Dynamic Biosensors, Inc. All rights reserved.

[1] TE40: 10 mM Tris, 40 mM NaCl, 0.05 % Tween20, 50 µM EDTA, 50 µM EGTA

[2] If the protein is not stable in PE40 (TE40, HE40), please check buffer compatibility with the [switchSENSE®](#) compatibility sheet.